

Digital Design & Computer Arch.

Lab 3 Supplement: Verilog for Combinational Circuits

Prof. Onur Mutlu

ETH Zurich

Spring 2021

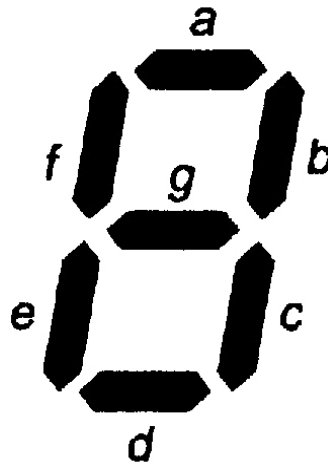
March 2021

What Will We Learn?

- In Lab 3, you will **design more combinatorial circuits**.
- Convert a binary number to 7-Segment display **encoding**.
- Implement **a circuit to drive** the 7-Segment display.
- Show the **addition result** on the 7-Segment display.


7-Segment Display

- A 7-segment display consists of **seven separate LEDs** in a single package.
- Each of the seven segments is labeled using the letters a, b, c, d, e, f, g.



Representing Different Numbers

- We can represent different characters or digits by making particular segments glow at the same time.



Binary Number to 7-Segment Encoding

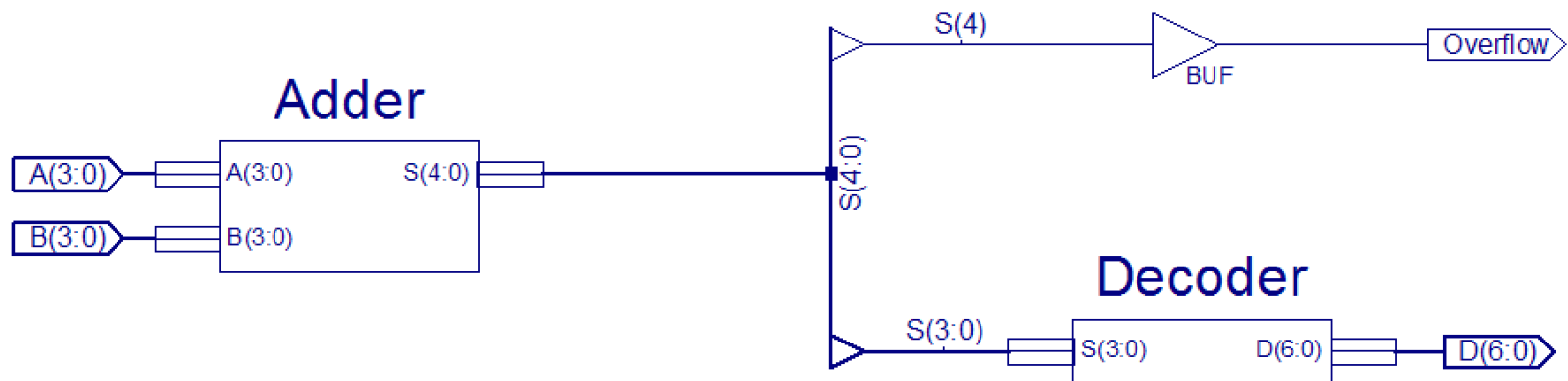
- As a first step, you will **complete the truth table** for converting a 4-bit number to a 7-segment encoding.
- **Note:** A segment should glow when the corresponding output is **logic-0**.

Drive the 7-Segment Display

- Design a “decoder” that receives a 4-bit input and returns a 7-bit output signal, and converts a binary number to a 7-segment display encoding.

Show the Results of the Addition

- Show the result of our adder circuit from Lab 2 using the 7-segment display. You need one overflow bit to be displayed on an LED.
- Attach an instance of the decoder to the output of the adder.



- **Hint:** Create a new "top" module that will create an instance of each module and make appropriate connections between them.

Last Words

- In Lab 3, you will **design more combinatorial circuits**.
- Convert a binary number to 7-Segment display **encoding**.
- Implement **a circuit to drive** the 7-Segment display.
- Show the **addition result** on the 7-Segment display.
- **In the report**, you will learn how to display the addition result using only a single 7-segment display.

Report Deadline

23:59, 9 April 2021

Digital Design & Computer Arch.

Lab 3 Supplement: Verilog for Combinational Circuits

Prof. Onur Mutlu

ETH Zurich

Spring 2021

March 2021